



The Clackamas County Sheriff's Office



Neighborhood Watch

VOL. 6, ISSUE 2 • APRIL / MAY / JUNE 2009

N E W S

What Neighborhood Watch is:

A crime-prevention program that encourages neighbors to get to know each other and their routines so that any out of place activities can be observed and recognized for what they are, then reported and investigated if necessary.

What Neighborhood Watch is not:

A program designed for participants to undertake personal risks to deter crime.

SHERIFF'S KEY PHONE NUMBERS

Emergency: 911

24-hour

Non-Emergency:

(503) 655-8211

Business Number:

(503) 655-8218

Sheriff's Office

Web site:

www.clackamas.us/sheriff



Restraining Orders 101

No one chooses to be in the position of being afraid of a family member's violent behavior. Many women, children and some men find themselves in situations where they can no longer trust that their loved ones won't hurt them — and have to make the difficult decision to file a restraining order.

A restraining order is a court-arranged protection from physical pain or the threat of pain or injury. If a judge agrees that a restraining order is justified, the offending party will be notified that a restraining order is in effect. The restraining order stipulates that the abusive person cannot hit, threaten

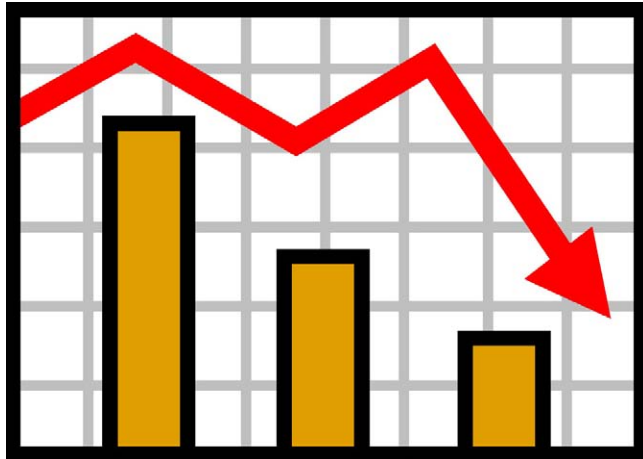
or harm the victim in any way. It may also order the abuser to move out, keep a specific distance from the victim, make no contact via phone, email or any other manner, and/or make no contact with friends and family of the victim. It can also give the victim temporary custody of children.

Once the restraining order is in place, the hope is that the abuser will honor the terms of the court order. In some cases, the abusive person continues to try to make contact. In this event it is always best to call 911. A copy of the restraining order should be kept with the victim at all times, in the event

Continued next page

The Clackamas County Sheriff's Office Citizen Volunteer Auxiliary/Neighborhood Watch Program publishes the NEIGHBORHOOD WATCH NEWS quarterly. To learn more about volunteering for the Sheriff's Office, go to www.1-800-Volunteer.org and look up "Crime/legal" in the Issue area drop down box, with zip code 97045. This newsletter can be found online at the Sheriff's Office Web site, www.clackamas.us/sheriff. If you need additional copies, you may call the Crime Prevention Unit at (503) 353-4441. To receive further information or to join the Neighborhood Watch Program contact: **Community Service Officer Sara McClurg**, Crime Prevention Unit, (503) 353-4441 or CrimePrevention@co.clackamas.or.us.

12800 SE 82ND AVE. • CLACKAMAS, OR 97015
(503) 655-8218 • FAX (503) 655-8549 • www.clackamas.us/sheriff



Worsening Economy = Higher Crime Rates?

It seems logical that the bad economy and a high unemployment rate would contribute to higher crime rates — but is this really true?

Economists who have researched this issue state that burglary rates go up by 2 percentage points for every point of unemployment, which seems alarming until you realize what that means.

If unemployment rises from 7 percent to 9 percent, the burglary rate should increase by approximately 4 percent. This is such a small increase, it may be hard to even quantify — especially when you factor in other elements that affect these statistics, like unreported burglaries.

During another financial collapse, The Great Depression, crime rates actually stayed stable or even fell in some areas of the country. Some experts believe that the disbursement of relief funds may have contributed to the reduced incidents of theft and burglary during the 1930s. Another contributing factor was that the Depression pulled families

together, and this unity inhibited crime. Conversely, in the 1960s, the national murder rate rose by 43 percent — even though the nation was experiencing a period of prosperity and low unemployment.

So, what things *do* cause crime rates to go up?

- Crime rates seem to go up as the population becomes younger.
- Increased drug and alcohol use seem to contribute significantly to an increase in such crimes as domestic violence and theft.
- Gang activity contributes to higher incidents of assault, murder and drug-related offenses.

In Clackamas County, we've seen a decrease in overall crime rates for the past several years, even though the population has been growing and there are fewer deputies per capita. It's too early to tell if this trend will continue in tough economic times — but this is a complicated issue that will become clearer in the coming months. ♦

Restraining Orders 101

Cont. from page 1

police need to be called for a violation of the order. They may request to view this copy before taking action. If the restraining order is violated, the violator will be taken into police custody and charged.

Stalking orders are very similar to restraining orders. The difference is that the person doing the stalking does not share a residence with the victim. The victim may not know the person, or may be well acquainted with the stalker. Stalkers do not necessarily have to have come into physical contact or threaten the victim with physical injury. If they repeatedly make unwanted contact with an individual, a stalking order may be granted. The order is served to the stalker — which makes it clear that continued contact with the victim is not allowed.

If you feel you need a stalking or restraining order, you may call **Clackamas County Victims Assistance** at **503-655-8616** for assistance.

It is never appropriate for a family member to strike out at another — but many victims of this type of violence endure months or years of abuse before seeking help. Their reasons for putting off the inevitable are many: Some stay because they believe their loved one is truly sorry for their actions and will never do it again. Some stay because of the psychological fear their loved one has imposed upon them. Some are ashamed to admit there is a problem with violence in their home. Some are afraid to try living on their own. In some cases, the victim never gets out — leaving them to suffer abuse for the rest of their lives or, in the worst cases, to be killed by their family member. ♦

Pedestrian Safety

Now that the weather is improving, many people will be venturing outside, taking walks and enjoying the sunshine. But some people become complacent when they're walking along roadways and ignore safe pedestrian practices.

Being a safe pedestrian is especially important when you are walking on roads with no sidewalk — and we have many such roads in Clackamas County. Also, drivers cannot be trusted to see you, even when you're following safe practices. Injury accidents involving cars and pedestrians are becoming increasingly frequent, thanks to a combination of factors that include unaware drivers and pedestrians who disregard safe practices.

Here are some tips to help you be a safer pedestrian:

1. Stay alert. Remember that cars can be deadly when they come into contact with pedestrians, and even if you are in the right, you may lose.

2. Cross the street at corners or in marked crosswalks. Obey all pedestrian signals, and



make sure all cars have stopped before you cross. On streets without signals, it's always best to cross at the corners — this is where motorists expect you to

cross and will be more likely to watch out for you.
3. Walk on the sidewalk, where provided. If there are no sidewalks, walk on the left side of the roadway, facing traffic, so that you can see approaching traffic and they can see you. Never walk down the middle of the roadway, or loiter in vehicle lanes, even if there is no traffic. You may not notice approaching vehicles, and impeding traffic is a violation.

4. Wear light-colored clothing or reflective materials at night and carry a flashlight. A car traveling 20 miles per hour needs at least 64 feet to come to a complete stop. Studies show that motorists see pedestrians in dark clothing from only 55 feet away — which will not give them adequate room to come to a stop.

5. If you are entering the street between parked cars, be aware that vehicles can sometimes hide you from motorists. Enter the roadway cautiously. Also, make sure that neither of the adjacent cars is in the process of parking or about to pull into the roadway. They may not see you — and you could end up pinned between vehicles. ♦

In Oregon, there are several pedestrian infractions that can result in a citation. Here are a couple of them:

ORS 814.020 – Failure to Obey Traffic Control Device – Pedestrian

A person commits the offense of pedestrian failure to obey traffic control devices if the pedestrian fails to obey any traffic control device specifically applicable to the pedestrian.

CLASS D TRAFFIC VIOLATION

ORS 814.040 – Failure to Yield to a Vehicle – Pedestrian

A pedestrian commits the offense of pedestrian failure to yield to a vehicle if the pedestrian does any of the following: Suddenly leaves a curb or other place of safety and moves into the path of a vehicle that is so close as to constitute an immediate hazard OR fails to yield the right of way to a vehicle upon a roadway when the pedestrian is crossing the roadway at any point other than within a marked crosswalk or an unmarked crosswalk at an intersection OR except as otherwise provided under the vehicle code, fails to yield the right of way to all vehicles upon the roadway.

CLASS D TRAFFIC VIOLATION

Internet Safety for Teens and Children – and Parents

Are you a parent or grandparent who feels that your children or grandchildren know more about computers and the Internet than you do?

This situation is very common — and the fact that we are not nearly as tech-savvy as our children can put our young at risk when we can't be there to protect them in cyberspace. Kids are naturally curious, and want to push limits when it comes to using computers, cell phones and iPods. Children also want to believe they have the judgment and maturity to avoid getting into trouble on the Internet when they really may not. Because of this, children sometimes place themselves in extremely risky positions.

For example, take MySpace, one of the most popular social-networking sites. Teenagers have flocked to this site so that they can share interests, download one another's music, post pictures, and make new friends. It only takes a few minutes to sign up, and it's free. Although MySpace was set up with the best intentions, sexual predators have discovered that MySpace can be an incredibly efficient tool for finding potential victims. They no longer have to loiter on the outskirts of the playground, trying to avoid detection while looking for the most vulnerable and likely victim — they can trawl for victims from the comfort of their own homes. What's more, they can be anyone they want to be. Online, they can be a cool, good-looking, 25-year-old male who just happens to share the same interests as someone's 15-year-old daughter — even if they're actually a 50-year-old, balding, out-of-shape male

Continued next page



Here are some Web sites that can help educate you about Internet safety:

i-SAFE

www.isafe.org

FBI Internet Safety

www.fbi.gov/publications/pguide/pguide.htm

NetSmartz

www.NetSmartz.org

National Center for Missing and Exploited Children

www.missingkids.com

GetNetWise

www.GetNetWise.org

SafeKids

www.safekids.com

List of email and chat acronyms

www.sharpened.net/glossary/acronyms.php

Internet Crimes Against Children (ICAC)

www.ovc.gov/publications/bulletins/internet_2_2001

If you're interested in arranging a Sheriff's presentation on Internet safety for children or adults, contact Officer Sara McClurg at **503-794-8064**.

Internet safety

Cont. from page 4

with an unhealthy interest in juvenile females. For these predators, the ultimate goal is to meet their new friend in person and lure them into a sexual relationship.


Why are our young people falling for this? Well, there are many reasons. Teens are looking for acceptance, understanding, support and love at a time when they are also naturally pulling away from their parents. Additionally, they may not be finding the closeness they seek among their friends. Many teens say they feel closer to their online friends than anyone else. If a predator can convince a young victim that he is the only one who really understands and cares for them, the victim may consider meeting with this person — even though if they've been warned of the risks of doing so.

In case you were wondering, MySpace and other social-networking sites do not have a magic tool for identifying, monitoring and removing sexual predators from these sites. They only close down predators' MySpace accounts when they receive complaints.

Not all victims are females — there are many male victims, as well, but predators usually find their male victims in social gaming sites where participants can chat while they play. Customarily, gaming sites also have security filters you can activate.

Continued next page

Make INTERCEPT your #1 MySpace friend



About INTERCEPT

The Inter-agency Child Exploitation Prevention Team launched in October 2007 to combine the resources of local, state and federal law enforcement agencies in the fight against online child sexual predators in Portland, Ore., and the surrounding region.

The team includes the sheriff's offices in Clackamas, Multnomah and Washington counties, the U.S. Attorney's Office, the U.S. Marshals Service, U.S. Immigration and Customs Enforcement and the Oregon Department of Justice.

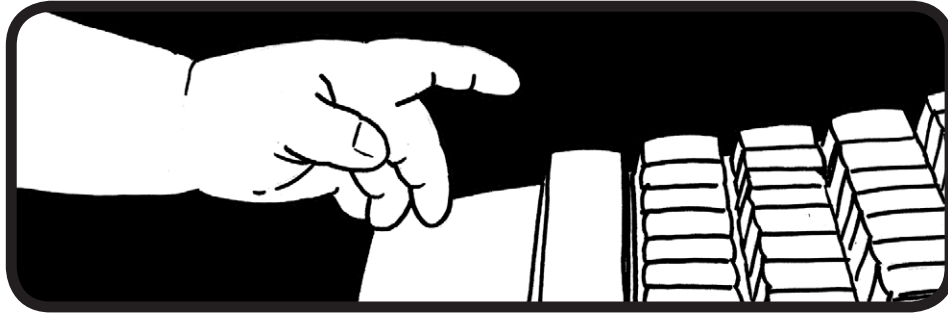
The INTERCEPT task force is offering young MySpace users an extra layer of protection by enabling them to make INTERCEPT their "number-one friend" on MySpace.

The Task Force's MySpace page is available at www.myspace.com/intercept_oregon.

INTERCEPT — the Inter-agency Child Exploitation Prevention Team — takes special interest in reaching out to youths and their parents to warn them of possible dangers prowling the Internet.

The statistics are disturbing: A national Internet poll of teens ages 13 to 18 showed that 54 percent frequently communicated online with someone they had never met in person — while 27 percent said they had talked online about sex with someone they never met. In addition, 33 percent discussed meeting someone whom they had only met through the Internet and 42 percent said they posted personal information that would enable someone to find them. Nearly one in eight of the teens polled discovered that an online "friend" was an adult pretending to be much younger. In another survey, 4 percent of all youth Internet users received aggressive sexual solicitations in which these solicitors asked to meet in person, called them on the telephone, or sent offline mail, money, or gifts.

INTERCEPT's MySpace page can help curb this sort of behavior. Parents can talk with their children about adding the INTERCEPT Task Force to their "Friends List" as a condition of having a MySpace page. Once the INTERCEPT Task Force is added to the Top Friends List on the youth's MySpace page, it displays the INTERCEPT Task Force badge — which may act as a visual deterrent to predators. However, if a youth still receives inappropriate messages, that youth can contact the INTERCEPT Task Force through various MySpace mediums (such as instant messaging) to report it. The page will be monitored by task-force detectives. Once we receive the report, we can act on the information and take appropriate action if warranted. ♦



Internet safety

Cont. from page 5

So what's to be done? It is unrealistic to tell your child they can only use the computer for schoolwork. If they really want to have a MySpace or Facebook account, enter chat rooms, or go to social gaming sites, they will find a way. It is better to work with them and set some firm rules.

Here are some rules that are important to put in place and enforce:

1. The home computer must be in a common area where computer use can be monitored — for example, in the family room. Putting a computer in a bedroom is like offering an invitation to a sexual predator to spend the night with your child.

2. Make it clear that your child can never give out personal information — such as their name, address, phone number, or school name. They shouldn't even share their age or gender.

3. Put limitations on the amount of time your child can be on the computer.

4. If you allow your child to have access to the Internet or social-networking sites, use the security features available. You can work with

your Internet provider and social networking sites to do this. MySpace allows accounts to be set up to block new friends, unless the person with the account allows it. Make sure this in place.

5. Tell your child to come to you or another trusted adult if they accidentally access a site that makes them feel uncomfortable or if someone communicates with them in an inappropriate way. Let them know they won't be in trouble if they do this. If someone is actively soliciting your child in a sexual manner or sending them pornographic images, you should report this to the National Center for Missing and Exploited Children (see Web-site info in this article's sidebar).

6. Tell your child that bullying or harassing anyone online is not tolerated, and if they engage in this behavior, they will lose Internet privileges for a period of time. Encourage your child to tell you or another trusted adult if they are cyber-bullied.

7. Let your child know that they may not meet in person with someone they first met on the Internet without checking with you first. If you really want to play it safe, never allow them to meet anyone they first met online. If you choose to allow your child to meet an "Internet friend" in person, thoroughly check out these friends and take extra precautions before allowing your child to meet with them.

8. Strongly discourage sharing pictures online or on cell phones. Pictures that have been sent innocently to friends often have a way of finding their way to a larger audience. Embarrassing or revealing photos can be passed around for years — and there is no way to get them back.

9. If your child is a teenager who will be going to college or trying to get a job soon, let them know that employers and colleges check the social-networking accounts (including MySpace and Facebook) of potential candidates. Encourage teens only to post pictures and information they would not be embarrassed for an admissions officer or a potential employer to see. Some otherwise-qualified applicants find they are ineligible to attend the college of their choice or get the job they really want due to something they posted on their social-networking site.

Cell phones and iPhones can also present a threat to children. Some parents are very careful to monitor computer use in the home — but forget that cell phones and iPod Touches are essentially mini-computers with Internet access. Make sure to put security measures in place on all electronics with Internet capabilities.

Once the rules have been set, your job isn't over: Be sure to check on your child's Internet usage frequently — and enforce the rules. ♦